





stunmo®

PALLET MESH



Registration : 026130

Multifunctional Handling And Storage Solutions For The New Millennium

FUNCTIONS



Stacked up - A mobile and versatile shelving system.



Easy access to goods even when stacked.


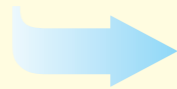



Visible and attractive stock display.




Plant usage from raw materials, to work in progress (WIP) to finished goods.

QUICK & EASY ASSEMBLY / DIS-ASSEMBLY



• Assembly finished.




FUNCTIONS



Four way entry of fork.



Quick, inter-plant transfer using pallet trucks.



Piled up when folded to save space.




Delivery on truck - convenient and secure.


SAFETY FEATURES




Spring steel hinges and extra security fasteners provide both flexibility & strength.




6mm steel rods electrowelded at high intensities at 50mm pitch for extra impact resistance.




Sturdy 'keys' that can even be padlocked to secure against theft while stacked.



Robust U channel steel bottom frame fully welded to handle even the toughest of loads. Hot dip galvanised to provide maximum corrosion resistance.



Deep, grooved legs provide a claw-like grip and exceptional stability for multi-layer stacking.




OPTIONS




Fitting of castor wheels.



Stackable with castor wheels.



Overhead crane hoist.



Removable & reusable castor wheel trolley base.



SPECIFICATIONS

Model	Capacity (Kg)	Stackability (layers)	External Dimensions (mm)			Mesh (mm)		Legs Height (mm)	Net Weight (kg)	Volume M ³
			Width	Length	Height	Wire Diameter	Pitch			
SUMO MEDIUM-HEAVY DUTY PALLET MESH										
Sumo 2	800	4	500 (20")	800 (32")	550 (22")	6.0	50	100 (4")	25	0.14
Sumo 3	800	4	600 (24")	800 (32")	650 (26")	6.0	50	100 (4")	29	0.22
Sumo 5	1,200	4	800 (32")	1000 (40")	850 (34")	6.0	50	100 (4")	47	0.52
Sumo 7	1,500	4	1000 (40")	1200 (48")	900 (36")	6.0	50	100 (4")	66	0.84
Sumo 9	1,500	4	1200 (48")	1400 (56")	950 (38")	6.0	50	100 (4")	82	1.25
SUMO MEDIUM DUTY PALLET MESH										
Sumo 3-N	600	4	600 (24")	800 (32")	650 (26")	5.0	50 x 25	100 (4")	31	0.22
Sumo 5-M	800	4	800 (32")	1000 (40")	850 (34")	6.0	50 x 100	100 (4")	41	0.52
Sumo 7-M	1000	4	1000 (40")	1200 (48")	900 (36")	6.0	50 x 100	100 (4")	56	0.84

- Other sizes, capacities and features available on request.
- Bright, zinc mesh panels and hot dip galvanised base as standard, epoxy coating available as an option.
- Options available include dividers, shelves and security lids.
- Materials & specifications subject to change without prior notice.



LOOK for the



logo on the legs for your guarantee of authenticity.

Another Quality Product By...



Est. 1965

BAN NGAI ENGINEERING SDN BHD (192894-T)

KL HQ : Lot 4934, Batu 5¾, Jalan Meru, 41050 Klang, Selangor Darul Ehsan, Malaysia. Tel: 03-3392 3813 (HL) Fax: 03-3392 1344

JB Office : No. 42, Jalan Ros Merah Dua/2, Taman Johor Jaya, 81100 Johor Bahru, Johor, Malaysia. Tel: 07-3550030 Fax: 07-3550085

Penang Office : No. 4617 & 4618, Jalan Chain Ferry, 12100 Butterworth, Penang, Malaysia. Tel: +604-333 3160 (HL) Fax: +604-333 3172

Web Site : www.banngai.com / www.superform.com.my E-mail : sales@banngai.com

