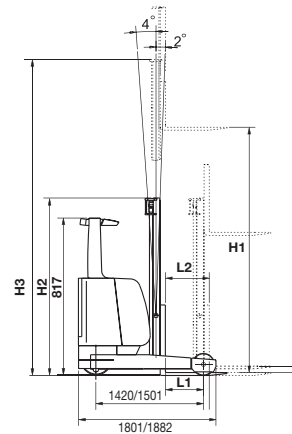
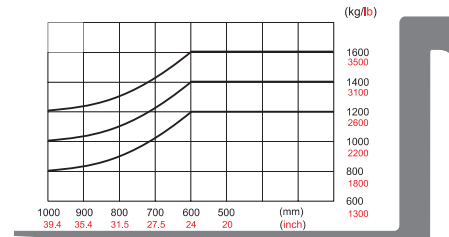


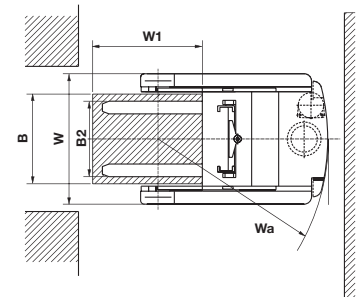
## Model FPRT-SO series



**LOAD CHART**



**DIMENSIONS**



| MODEL   |   | FPRT-16S0                   | FPRT-20S0         |
|---|---|-----------------------------|-------------------|
| <b>Specification</b>  |   |                             |                   |
| Power Type แหล่งพลังงาน   |   | Deep Cycle Traction Battery |                   |
| Rated Capacity น้ำหนักบรรทุก  | Kg  | 1600                        | 2000              |
| Load Center จุดโหลด   | mm  | 600                         | 600               |
| Lift Height (H1) ความสูงการยก   | m   | 3.0 - 7.5                   | 3.0 - 7.5         |
| Free Lift Height ระยะฟรีการยก   | mm  | 340                         | 340               |
| Fork Size ขนาดงายก  | L×W×T   | 1200/920*100*35             | 1200 / 920*100*35 |
| Fork Spread (outside) ระยะระหว่างงายก                                 | Min./Max. (B2)                                      | 220/896                     | 220/896           |
| Mast Tilt Range การปรับเอียงงายก                                      | F/R   | deg                         | 2/4 2/4           |
| Axle Center to Fork Face ระยะจากเพลาลังถึงแกงงายก                     | mm  | 390                         | 390               |
| Overall Dimensions  | Length to Face of Fork ความยาวจากด้านหลังถึงแกงงายก | mm                          | 1802              |
|   | Width (W) ความกว้างทั้งหมด                          | mm                          | 1240              |
| Turning Radius (outside) (Wa) วงเลี้ยว(ด้านนอก)                       | mm  | 1675                        | 1675              |
| Turning Radius วงเลี้ยว   | Pallet::W1*B=1200*1000                              | mm                          | 2825              |
|   | Pallet::W1*B=800*1001                               | mm                          | 2600              |
| <b>Performance</b>  |   |                             |                   |
| Speed - Travel ความเร็วในการเคลื่อนที่                                | Km/h  | 10.2                        | 10.2              |
| Speed - Lifting (Full load) ความเร็วในการยก                           | mm/sec  | 260                         | 260               |
| Reach Distance (L2) ระยะการยึด  | mm  | 542                         | 542               |
| Max. Gradeability (Full load) ระดับการเอียงของพื้น ที่สามารถใช้งานได้ | %   | 10                          | 10                |
| Self Weight น้ำหนัก   | Kg  | 3000                        | 3250              |
| Wheel (diameter*width) - Front ล้อหน้า                                | mm  | Ø285*100                    | Ø343*108          |
| Ground Clearance ระยะห่างระหว่างรถกับพื้น                             | mm  | 70                          | 70                |
| <b>Components</b>   |   |                             |                   |
| Battery Model รุ่นแบตเตอรี่   |   | D-500                       | D-500             |
| Battery Voltage/Capacity(5HR) แบตเตอรี่                               | V/AH  | 48/500                      | 48/500            |
| Battery Weight (with box) น้ำหนักแบตเตอรี่รวมกล่อง                    | kg  | 900                         | 900               |
| Electric Drive Motor มอเตอร์ขับเคลื่อน                                | Model   | XQ-5H-1                     | XQ-5H-1           |
|   | Rated output/r.p.m                                  | KW                          | 5.4/1680          |
| Electric Load Motor มอเตอร์ยก   | Model   | XQD-7.5-2H                  | XQD-7.5-2H        |
|   | Rated output/r.p.m                                  | KW                          | 7.5/2000          |
| Motors Manufacture ผู้ผลิตมอเตอร์                                     |   | CURTIS                      | CURTIS            |
| Motors Type ชนิดมอเตอร์   |   | MOSFET                      | MOSFET            |
| Operating pressure - For attachments แรงกดของอุปกรณ์เสริม             | MPa   | 14.5                        | 14.5              |

### Standard Features

- Cast Polyurethane (PU) drive & support wheels.
- High capacity, deep cycle, traction battery.
- Emergency stop switch.
- Driver's cabin offers excellent all around visibility and easy to reach, logical controls.
- Multifunction controls.
- Ergonomic, padded seat and armrests.
- Curtis (USA) LED display and LCD hour meter.
- Efficient chassis design and steering geometry provides easy manoeuvrability and an agile turning radius of 1675mm.
- CURTIS MOSFET drive controller ensures smooth, strong acceleration.
- Sepex (Separated Excited) Motor.
- Regenerative braking, silent and non polluting energy generation reduces the user's carbon footprint.
- Service door provides easy and convenient access to logically laid out components.

# Seat On Reach Truck


รถยกที่นั่งแบบยึดจาก



Clearly Laid Out Displays



Hydraulic Power Pack



High Capacity Battery



Curtis (USA) Electronic Controllers

| FPRT-SO Series Reach Truck Mast Specification (Metric) |                  |                |                    |           |                  |     |          |                         |
|--|------------------|----------------|--------------------|-----------|------------------|-----|----------|-------------------------|
| Type   | Mast fork height | Overall height |                    | Free lift | Tilt range       |     | Capacity |                         |
|  |                  | Lowered (H2)   | Extended           |           | Without backrest | FWD | RWD      | Load capacity at 600 mm |
|  |                  |                | With backrest (H3) | mm        |                  |     |          | Deg                     |
| Wide view mast   | 2700             | 1925           | 3265               | 340       | 2                | 4   | 1600     | 2000                    |
|  | 3000             | 2075           | 3565               | 340       | 2                | 4   | 1600     | 2000                    |
|  | 3300             | 2225           | 3865               | 340       | 2                | 4   | 1600     | 2000                    |
|  | 3500             | 2325           | 4065               | 340       | 2                | 4   | 1600     | 2000                    |
|  | 3600             | 2375           | 4165               | 340       | 2                | 4   | 1600     | 2000                    |
|  | 4000             | 2625           | 4065               | 340       | 2                | 4   | 1600     | 2000                    |
|  | 4300             | 2790           | 4865               | 340       | 2                | 4   | 1600     | 2000                    |
| Wide view mast   | 4500             | 2900           | 5065               | 340       | 2                | 4   | 1600     | 2000                    |
|  | 4300             | 2085           | 4900               | 1500      | 2                | 4   | 1600     | 2000                    |
|  | 4500             | 2165           | 5100               | 1500      | 2                | 4   | 1600     | 2000                    |
|  | 4800             | 2265           | 5400               | 1600      | 2                | 4   | 1600     | 2000                    |
|  | 5000             | 2315           | 5600               | 1700      | 2                | 4   | 1600     | 2000                    |
|  | 5500             | 2490           | 6100               | 1850      | 1                | 3   | 1500     | 1900                    |
|  | 6000             | 2665           | 6600               | 2000      | 1                | 3   | 1400     | 1800                    |
| Wide view mast   | 6500             | 2815           | 7100               | 2200      | 0.5              | 2   | 1300     | 1600                    |
|  | 7000             | 2975           | 7600               | 2380      | 0.5              | 2   | 1200     | 1400                    |
|  | 7500             | 3145           | 8100               | 2540      | 0.5              | 1   | 1100     | 1200                    |

| FPRT-SO Series Reach Truck Mast Specification (Imperial) |                       |                |               |           |                       |      |          |                          |
|--|-----------------------|----------------|---------------|-----------|-----------------------|------|----------|--------------------------|
| Type   | Mast fork height (H2) | Overall height |               | Free lift | Tilt range            |      | Capacity |                          |
|  |                       | Lowered        | Extended      |           | Without backrest (H3) | FWD  | RWD      | Load capacity at 24 inch |
|  |                       |                | With backrest | inch      |                       |      |          | Deg                      |
| Wide view mast   | 106                   | 75.8           | 129           | 13.4      | 2                     | 4    | 3500     | 4400                     |
|  | 118                   | 81.7           | 140           | 13.4      | 2                     | 4    | 3500     | 4400                     |
|  | 130                   | 87.6           | 152           | 13.4      | 2                     | 4    | 3500     | 4400                     |
|  | 138                   | 91.5           | 160           | 13.4      | 2                     | 4    | 3500     | 4400                     |
|  | 142                   | 93.5           | 164           | 13.4      | 2                     | 4    | 3500     | 4400                     |
|  | 157                   | 103            | 160           | 13.4      | 2                     | 4    | 3500     | 4400                     |
|  | 169                   | 110            | 192           | 13.4      | 2                     | 4    | 3500     | 4400                     |
|  | 177                   | 114            | 199           | 13.4      | 2                     | 4    | 3500     | 4400                     |
| Wide view mast   | 169                   | 82.1           | 193           | 59.1      | 2                     | 4    | 3500     | 4400                     |
|  | 177                   | 85.2           | 201           | 59.1      | 2                     | 4    | 3500     | 4400                     |
|  | 189                   | 89.2           | 213           | 63        | 2                     | 4    | 3500     | 4400                     |
|  | 197                   | 91.1           | 220           | 66.9      | 2                     | 4    | 3500     | 4400                     |
|  | 217                   | 98             | 240           | 72.8      | 1                     | 3    | 3300     | 4180                     |
|  | 236                   | 105            | 260           | 78.7      | 1                     | 3    | 3000     | 3960                     |
|  | 256                   | 111            | 280           | 86.6      | 0.5                   | 2    | 2860     | 3500                     |
|  | 276                   | 117            | 299           | 93.7      | 0.5                   | 2    | 2600     | 3000                     |
| 295  | 124                   | 319            | 100           | 0.5       | 1                     | 2400 | 2600     |                          |