

Type Sheet for Industrial Truck acc. To VDI 2198

| Distinguishing mark | | | | |
|---------------------|--|------------|-----------------------------------|------------|
| 1.2 | Manufacturer's type designation | | PTE15Q | |
| 1.3 | Drive | | Battery | |
| 1.4 | Operator type | | Pedestrian | |
| 1.5 | Load Capacity / rated load | Q (t) | 1.5 | |
| 1.6 | Load centre distance | c (mm) | 600 | |
| 1.8 | Load distance ,centre of drive axle to fork | x (mm) | 947 | |
| 1.9 | Wheelbase | y (mm) | 1189 | |
| Weight | | | | |
| 2.1 | Service weight | kg | 127 | 131 |
| 2.2 | Axle loading, laden front/rear | kg | 626 / 1001 | 629 / 1002 |
| 2.3 | Axle loading, unladen front/rear | kg | 99 / 28 | 102 / 29 |
| Tyres, chassis | | | | |
| 3.1 | Tires | | Polyurethane (PU) | |
| 3.2 | Tire size, front | Øxw (mm) | Ø 210×75 | |
| 3.3 | Tire size, rear | Øxw (mm) | Ø 80×70 (Ø 80×93) | |
| 3.4 | Additional wheels(dimensions) | Øxw (mm) | -/Ø 80×30 | |
| 3.5 | Wheels,number front/rear(x=driven wheels) | | 1x/ 2(1x/4) 0r 1x +2/ 2(1x +2/ 4) | |
| 3.6 | Tread, front | b10 (mm) | -/430 | |
| 3.7 | Tread, rear | b11 (mm) | 380 | 525 |
| Dimensions | | | | |
| 4.4 | Lift | h3 (mm) | 115 | |
| 4.9 | Height of tiller in drive position min./ max. | h14 (mm) | 655 / 1160 | |
| 4.15 | Height, lowered | h13 (mm) | 80 | |
| 4.19 | Overall length | l1 (mm) | 1543 | |
| 4.20 | Length to face of forks | l2 (mm) | 393 | |
| 4.21 | Overall width | b1 (mm) | 540 | 685 |
| 4.22 | Fork dimensions | s/e/l (mm) | 50 / 160 / 1150 | |
| 4.25 | Width Across Forks | b5 (mm) | 540 | 685 |
| 4.32 | Ground clearance, centre of wheelbase | m2 (mm) | 30 | |
| 4.34 | Aisle width for pallets800X1200 lengthways (200mm safe distance) | Ast (mm) | 2013 | |
| 4.35 | Turning radius | Wa (mm) | 1340 | |
| Performance data | | | | |
| 5.1 | Travel speed, laden/ unladen | km/h | 4.3/4.9 | |
| 5.2 | Lift speed, laden/ unladen | m/s | 0.015/0.022 | |
| 5.3 | Lowering speed, laden/ unladen | m/s | 0.05 / 0.026 | |
| 5.8 | Max. gradeability, laden/ unladen | % | 6/ 16 | |
| 5.10 | Service brake | | Electromagnetic | |
| Electric- engine | | | | |
| 6.1 | Drive motor rating S2 60min | kW | 0.75 | |
| 6.2 | Lift motor rating at S3 10% | kW | 0.50 | |
| 6.3 | Battery acc. to DIN 43531/ 35/ 36 A, B, C, no | | No | |
| 6.4 | Battery voltage, nominal capacity K5 | V / Ah | 24 / 23(24 /46) | |
| 6.5 | Battery weight | kg | 6.5 | |
| 6.6 | Energy consumption acc. to VDI cycle | kWh/h | 0.25 | |
| Addition data | | | | |
| 8.1 | Type of drive control | | DC speed Control | |
| 8.4 | Sound level at driver's ear acc. to EN 12053 | dB(A) | <70 | |



Introduction

The new ATOM Lithium powered electric pallet truck is designed under the current industrial trend of light duty and Lithium power solution. It continues the concept of the Edge series pallet trucks with compact and smart design but with a target to minimize the cost in manufacturing to offer a more affordable powered light duty material handling solution to the end users.

The Atom continues to offer the function and solution usually for high-end electric pallet trucks including Can-bus Communication, Fault Code, Battery Discharging Indicator, Drive with the tiller in vertical position, Electric lift and lower control etc., make it the perfecta solution for the material handling for retail, small warehouse and so on.

Smart lithium battery for fast charging and opportunity charging, no maintenance needed.

NOBLELIFT CHINA

Add:528 Changzhou Road, Taihu Sub-district, Changxing, Zhejiang 313100 China
Tel:86-572-6210817 6210311
Fax:86-572-6210777 6128612
Email:info@nobelift.com
Http:www.nobelift.com www.nobelift.cn



Official website

Our Wechat

NOBLELIFT NORTH AMERICA CORP

Add:2461 S Wolf Road Des Plaines, IL 60018
Tel:001-847-595-7100
Fax:001-847-595-7200
Email:sales@nobeliftna.com
Http:www.nobeliftna.com

NOBLELIFT EUROPE GMBH

Add:Borsigstrasse 9-93082 Barbing Germany
Tel:+49 9401 607930
Fax:+49 9401 6079329
Email:mail@nobelifteurope.com
Http:www.nobelifteurope.com


NOBLELIFT RUSSIA

ООО «Нобелифт Рус»
194292, Санкт-Петербург
Домостроительная ул., 4А.Офис 301
Тел.: +7-800-700-28-97
Email: sales@nobelift.com.ru
Http: www.nobelift.com.ru

NOBLELIFT
Material Handling
ATOM
ATOM Lithium
Powered Pallet truck

NOBLELIFT INTELLIGENT EQUIPMENT CO., LTD

ATOM PTE15Q Electric Pallet Truck



www.nobelift.com

Ergonomic & Smart Tiller Design

The tiller integrated with a variety of functions is portable to operate. The LCD displays the battery charge level and the fault code, which makes the truck condition clear at a glance and the truck management safer. All the switch buttons are integrated in the humanized touch position and can be easily reached by operators.

PTE15Q Standard Configuration



The structure of the truck is more compact than the traditional manual and semi-electric products, and is more efficient. It provides customers with a new solution that can replace manual and semi-electric products. More importantly, it can greatly reduce the physical damage to the operators caused by the long-term drag or lifting and lowering operation comparing to the traditional manual products. The light weight of the truck, without sacrificing the strength of frame, is very suitable for the spaces where the truck's weight is required.



Grade ability & Robustness

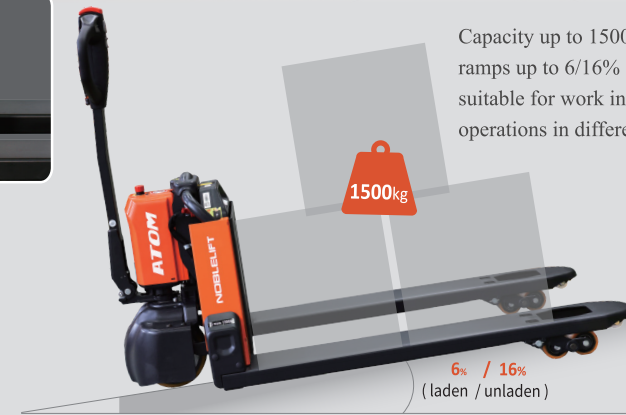
The frame of the PTE15Q truck is surrounded by steel covers making the truck looking different and also ensuring the protection of components.

Forks with double sided C-shape reinforcements and at the fork tips significantly increase strength and rigidity of the frame.

Using 24V DC permanent magnet motor technology, mute. 210 mm wheel diameter, strong ability to pass over obstacles.


Robust & Smart Design of Chassis

Strong and compact structure of chassis helps to ensure long life-time of the truck, without sacrificing the truck's weight or putting under question the strength of frame.



Maintenance Friendly

Drive Motor with Intelligent Curtis Control



There are no hoses or pipes in the hydraulic lifting circuit of the pallet trucks which significantly improves reliability and reduces the amount of potential problems related to leakages through connectors or their seals.

The truck is equipped with Curtis controller and CAN-bus technology makes the diagnostic and troubleshooting easier.



PTE15Q 1.5T Capacity Li-ion

- Perfect for light-duty applications.
- Compact and robust design.
- Light service weight.
- Fast-charging Li-ion batteries.
- Ideal for use on retail stores and lorries.
- Easy-battery replacement.



Smart & Replaceable Batteries for Pallet Trucks

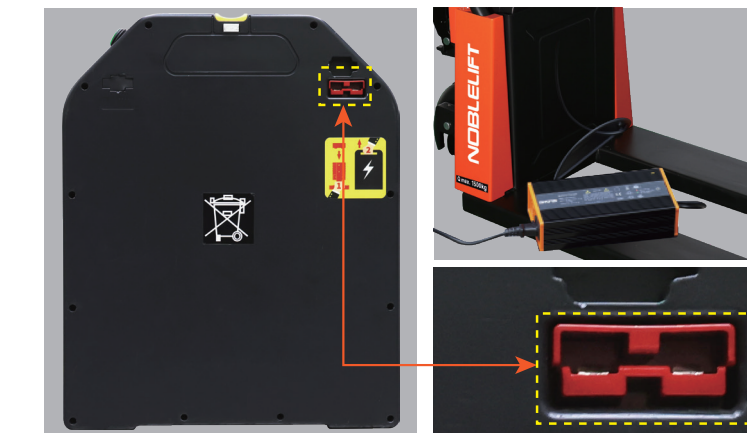
Optional different battery capacities from 23Ah to 46Ah for various applications.

PTE15Q is equipped with maintenance-free Lithium Iron Phosphate battery with optional different capacities for various applications. With its fast charging and opportunity charging features, the service time of the truck is greatly improved.

Light weight of the battery and the easiest way of fast battery replacement allows even a female operator to replace.



Manage Your Working Time with Selection of Different Batteries and Charges.



Socket on battery case for easy battery charging without necessity to take the battery out.

100% Min. 2~3 hours charge | Excellent Working Time

